

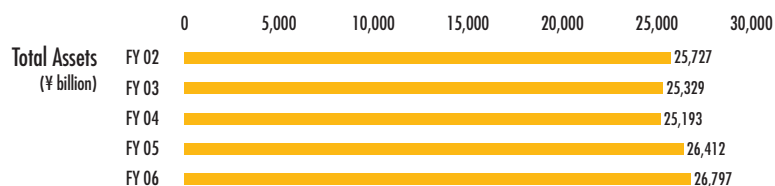
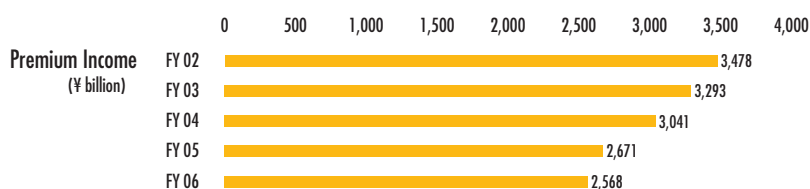
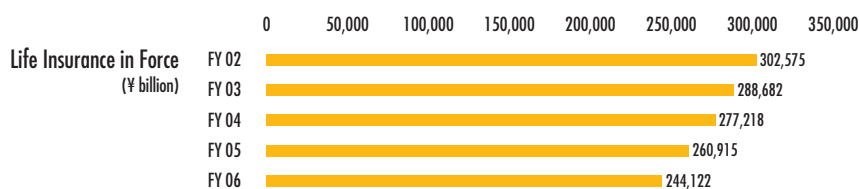
Financial Highlights

Meiji Yasuda Life Insurance Company

	Years ended March 31		
	Billions of Yen		Billions of U.S. Dollars*
	FY2006	FY2005	FY2006
Life Insurance in Force	¥244,122	¥260,915	\$2,067.9
Group Pensions in Force	6,708	6,774	56.8
Total Assets	26,797	26,412	226.9
For the years ended March 31, 2007 and 2006			
New Business**	5,531	6,462	46.8
Premium Income	2,568	2,671	21.7
Investment Income	506	496	4.2
Insurance Benefits Paid and Others	2,402	2,780	20.3

* Figures in U.S. dollars, shown for reference only, are converted using the rate of ¥118.05 to US\$1.00 prevailing on March 30, 2007.

** Figures in New Business are the amount of individual life insurance and annuities (adjusted for conversion).



Notes:

- Figures at the end of fiscal 2002 and figures for fiscal 2002 are the combined total of Meiji Life Insurance Company and The Yasuda Mutual Life Insurance Company.
- Figures for fiscal 2003 are the combined total of Meiji Life Insurance Company and The Yasuda Mutual Life Insurance Company from April 1 to December 31, 2003, and Meiji Yasuda Life Insurance Company results from January 1 to March 31, 2004.