

# Financial Highlights

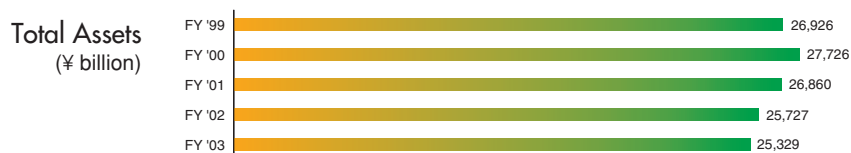
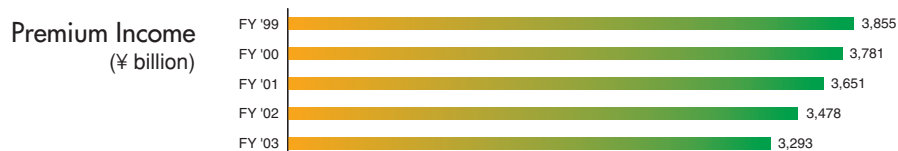
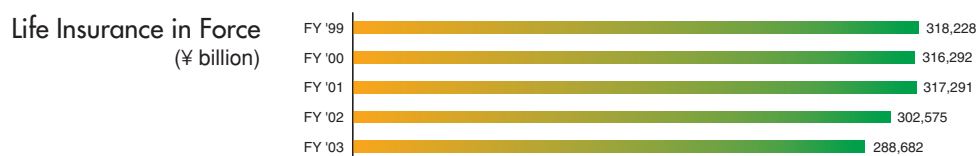
## Meiji Yasuda Life Insurance Company

Years ended March 31

As of March 31, 2004 and 2003	Billions of Yen		Billions of U.S. Dollars*
	FY2003	FY2002	FY2003
Life Insurance in Force .....	¥288,682	¥302,575	\$2,731.4
Group Pensions in Force .....	7,413	7,829	70.1
Total Assets .....	25,329	25,727	239.6
<i>For the years ended March 31, 2004 and 2003</i>			
New Business** .....	13,039	16,085	123.3
Premium Income .....	3,293	3,478	31.1
Investment Income .....	540	557	5.1
Insurance Benefits Paid and Others .....	3,564	3,480	33.7

\* Figures in U.S. dollars, shown for reference only, are converted using the rate of ¥105.69 to US\$1.00 prevailing on March 31, 2004.

\*\* Figures in New Business are the amount of individual life insurance and annuities (adjusted for conversion).



Note: Please read above figures as follows:

- Figures at the end of the year  
Figures at the end of fiscal 2003 represent results from Meiji Yasuda Life Insurance Company, while figures at the end of fiscal 2002 are the combined total of Meiji Life Insurance Company and The Yasuda Mutual Life Insurance Company.
- Figures for the year  
Figures for fiscal 2003 are the combined total of Meiji Life Insurance Company and The Yasuda Mutual Life Insurance Company from April 1 to December 31, 2003, and Meiji Yasuda Life Insurance Company from January 1 to March 31, 2004. Figures for fiscal 2002 are the combined total of results for Meiji Life Insurance Company and The Yasuda Mutual Life Insurance Company.